



# Field Epidemiology and Disease Surveillance Division (FEDSD)

## National Institute of Health (NIH), Islamabad

Phone: 051- 9255237, Email: [idsr-pak@nih.org.pk](mailto:idsr-pak@nih.org.pk)



### Weekly Bulletin: Integrated Disease Surveillance and Response (IDSR)

11<sup>th</sup> November 2021

#### Highlights of the Epi-Week 44 (01<sup>st</sup> – 07<sup>th</sup> November 2021)

##### Cumulative Information

- During this week, maximum cases reported were of ILI, Acute Diarrhea (Non Cholera), ALRI <5 years, Malaria, SARI, B. Diarrhea, Typhoid, Dengue, suspected Cholera & Rabies / Dog bite.
- In comparison with previous week i.e. Week-43, cases of ILI, SARI, ALRI <5 years, Dengue & Rabies / Dog bite have shown an upward trend while cases of remaining diseases depicted a downward or similar trend.
- Number of Dengue and Malaria cases increasingly reported from Sindh & KP which demand strong coordination among Health department & vector control program to carry out both human & vector surveillance and implement control measures accordingly.
- Cases of Measles, Meningitis & Mumps reported from KP, Balochistan, ICT and Sindh and warrant immediate attention of Immunization program to strengthen control the spread of VPDs.
- Cases of Gonorrhea and Syphilis have been reported from Balochistan, KP & Sindh which need urgent attention, and differential diagnosis for proper follow up and treatment.
- A huge number of VH (B, C) are reported from Sindh province which need urgent to confirm cases and to implement control measures accordingly.

Figure 1: Most frequently reported cases during week 44, in comparison with previous weeks, Pakistan

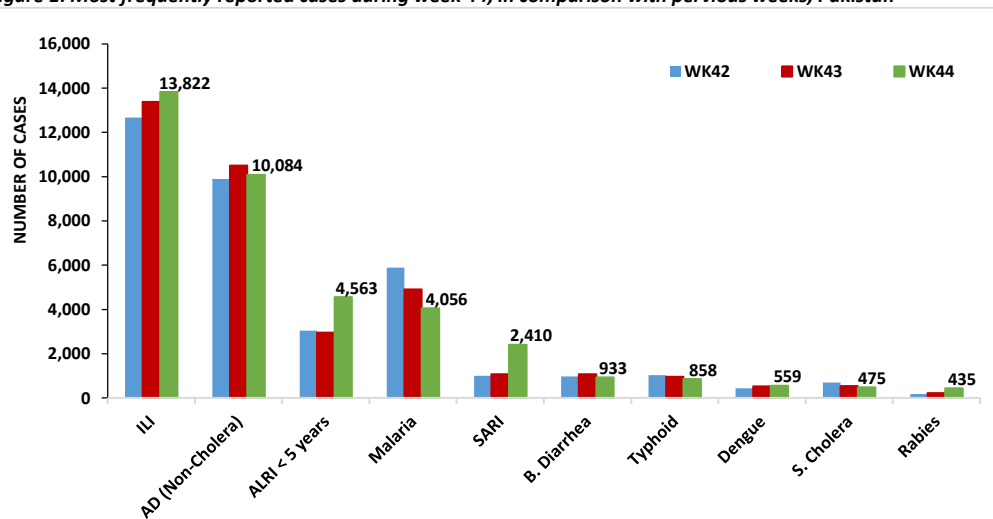


Table 1: Province/Area wise distribution of most frequently reported cases during week 44, Pakistan

| Diseases          | AJK | Balochistan | GB | ICT | KP    | Sindh | Total  |
|-------------------|-----|-------------|----|-----|-------|-------|--------|
| ILI               | 51  | 3,556       | 7  | 199 | 3,708 | 6,301 | 13,822 |
| AD (Non-Cholera)  | 58  | 1,540       | 17 | 192 | 4,856 | 3,421 | 10,084 |
| ALRI < 5 years    | 41  | 213         | 37 | 230 | 2,762 | 1,280 | 4,563  |
| Malaria           | 1   | 932         | 0  | 10  | 1,329 | 1,784 | 4,056  |
| SARI              | 0   | 162         | 21 | 166 | 1,971 | 90    | 2,410  |
| B. Diarrhea       | 17  | 288         | 9  | 4   | 356   | 259   | 933    |
| Typhoid           | 1   | 186         | 5  | 8   | 431   | 227   | 858    |
| Dengue            | 4   | 27          | 0  | 0   | 244   | 284   | 559    |
| S. Cholera        | 0   | 65          | 3  | 0   | 151   | 256   | 475    |
| Rabies / Dog bite | 0   | 26          | 0  | 0   | 315   | 94    | 435    |
| VH (B, C & D)     | 0   | 11          | 0  | 0   | 37    | 159   | 207    |
| CL                | 0   | 130         | 0  | 0   | 24    | 0     | 154    |
| Measles           | 0   | 23          | 0  | 2   | 33    | 12    | 70     |
| Gonorrhea         | 0   | 26          | 0  | 0   | 1     | 24    | 51     |
| Mumps             | 0   | 9           | 0  | 0   | 36    | 1     | 46     |
| Meningitis        | 0   | 4           | 0  | 0   | 4     | 11    | 19     |
| VL                | 0   | 1           | 0  | 0   | 1     | 0     | 2      |
| Leprosy           | 0   | 0           | 2  | 0   | 0     | 0     | 2      |
| Syphilis          | 0   | 0           | 0  | 0   | 1     | 1     | 2      |

##### Points of Attention

- Dengue cases are on rise especially from KP and Sindh. To prevent further rise in cases in high burden districts, close monitoring of Dengue fever cases, larva density and implementation of public health response activities in hotspot areas is required.
- It is proposed to enhance community awareness on water, sanitation and hygiene (WASH) practices especially in diarrheal diseases and typhoid affected districts.
- Vaccine preventable diseases (Measles, Mumps) cases are reporting each week. Vigilant monitoring, verification, investigation and coordination with EPI is required to reduce the cases
- Dog bite cases are regularly reported, and to reduce numbers community awareness sessions may be arranged. At provincial level a comprehensive Rabies control plan should be developed and implemented.
- Vigilant monitoring, and coordination with EPI needs to be strengthened to reduce the VPD cases.**
- IDSR focal persons may share alert verification and outbreak investigation reports. This will help in furnishing details on disease burden, circulating pathogens and devising national strategies for prevention & control of diseases.

## Sindh

- Sindh reported maximum cases of ILI (n=6,301), AD (Non Cholera) (n=3,421), Malaria (n=1,784), ALRI <5 Years (n=1,280), Dengue (n=284), B. diarrhea (n=259), suspected Cholera (n=256), Typhoid (n=227), VH (B, C & D) (n=159), & Rabies/ Dog bite (n=94).
- District Ghotki reported the maximum cases of ILI, ALRI <5 years & AD (Non Cholera).
- District Hyderabad reported maximum cases of ILI, AD (Non Cholera), ALRI <5 years, suspected Cholera & Dengue.
- From Karachi East, maximum cases reported were of AD (Non Cholera) and Malaria.
- From Karachi Malir, maximum cases reported were of AD (Non Cholera), ILI & ALRI <5 years.
- From Larkana, cases of ALRI <5 years & Malaria were at maximum.
- Naushahro Feroze reported cases of ILI, AD (Non Cholera), Malaria & ALRI <5 years and Typhoid at maximum.
- Shikarpur reported maximum cases of AD (Non-Cholera).
- From Tharparkar, maximum cases of ILI, Malaria, AD (Non-Cholera), ALRI <5 years, Dengue & B. Diarrhea were reported.
- From Umerkot, cases of Malaria & AD (Non Cholera) were at maximum.
- Dengue and Typhoid cases were reported from different district which need immediate verification, epidemiological investigations and implementation of control measures.
- Cases of VH (B, C) have been reported which need to be verified for contact tracing and further response activities.
- There is a need to strengthen routine immunization to decrease disease burden of VPDs.
- This week, a decline in case trend observed for Typhoid and ILI whereas Dengue cases showing an upward trend as compared to previous week.

(Note: NR= Not Reported)

Figure 2: Most frequently reported cases during week 44, in comparison with pervious weeks, Sindh

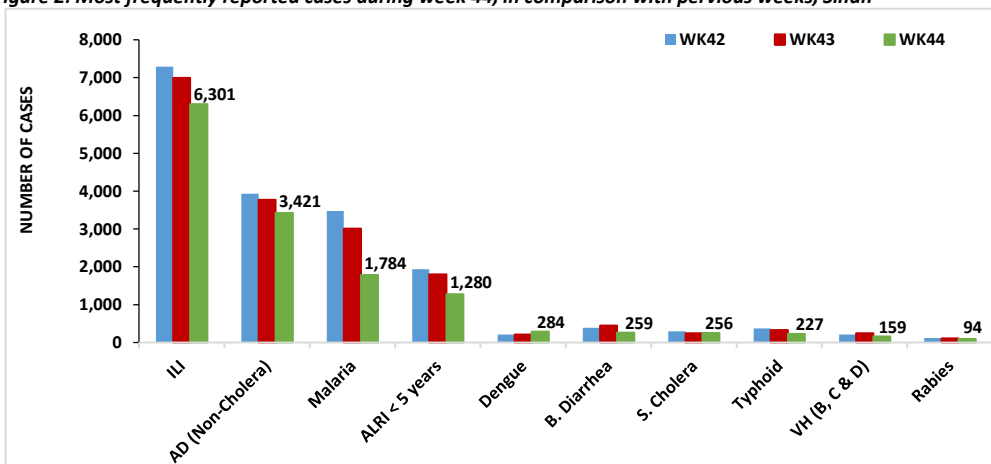
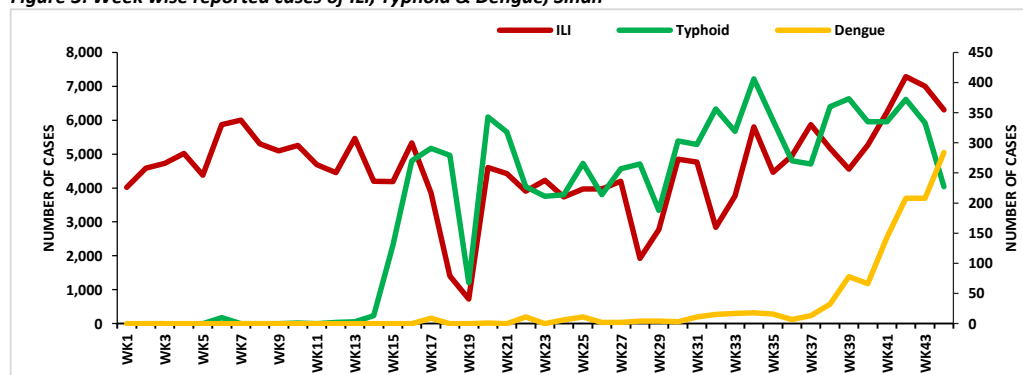


Table 2: District wise distribution of most frequently reported cases during week 44, Sindh

| Diseases          | Ghotki | Hyderabad | Kar-East | Kar-Malir | Larkana | Naushahro Feroze | Shikarpur | Tharparkar | Umerkot | Total |
|-------------------|--------|-----------|----------|-----------|---------|------------------|-----------|------------|---------|-------|
| ILI               | 179    | 3,673     | 11       | 336       | 0       | 849              | 8         | 1,245      | 0       | 6,301 |
| AD (Non-Cholera)  | 79     | 1,203     | 139      | 670       | 30      | 258              | 127       | 804        | 111     | 3,421 |
| Malaria           | 30     | 67        | 44       | 74        | 63      | 239              | 23        | 1,046      | 198     | 1,784 |
| ALRI < 5 years    | 98     | 329       | 3        | 241       | 67      | 81               | 5         | 398        | 58      | 1,280 |
| Dengue            | 0      | 147       | 2        | 25        | 0       | 0                | 0         | 110        | 0       | 284   |
| B. Diarrhea       | 22     | 63        | 4        | 19        | 13      | 23               | 20        | 90         | 5       | 259   |
| S. Cholera        | 59     | 184       | 0        | 10        | 1       | 0                | 0         | 0          | 2       | 256   |
| Typhoid           | 13     | 17        | 1        | 61        | 13      | 53               | 0         | 69         | 0       | 227   |
| VH (B, C & D)     | 75     | 30        | 0        | 13        | 2       | 3                | 20        | 16         | 0       | 159   |
| Rabies / Dog bite | 39     | 0         | 0        | 30        | 0       | 1                | 16        | 8          | 0       | 94    |
| SARI              | 0      | 27        | 0        | 5         | 31      | 3                | 5         | 16         | 3       | 90    |
| Gonorrhea         | 0      | 17        | 0        | 2         | 0       | 5                | 0         | 0          | 0       | 24    |
| AVH (A & E)       | 0      | 3         | 2        | 0         | 0       | 2                | 0         | 10         | 0       | 17    |
| Measles           | 0      | 4         | 0        | 1         | 0       | 1                | 0         | 6          | 0       | 12    |
| Meningitis        | 0      | 0         | 0        | 0         | 0       | 0                | 0         | 11         | 0       | 11    |
| Pertussis         | 0      | 0         | 0        | 8         | 0       | 0                | 0         | 0          | 1       | 9     |
| Chickenpox        | 0      | 0         | 1        | 1         | 0       | 0                | 0         | 0          | 0       | 2     |
| Mumps             | 0      | 0         | 0        | 1         | 0       | 0                | 0         | 0          | 0       | 1     |
| Syphilis          | 0      | 0         | 0        | 1         | 0       | 0                | 0         | 0          | 0       | 1     |
| HIV/AIDS          | 0      | 1         | 0        | 0         | 0       | 0                | 0         | 0          | 0       | 1     |

Figure 3: Week wise reported cases of ILI, Typhoid & Dengue, Sindh



## Balochistan

- From Balochistan overall ILI (n=3,556), AD (Non Cholera) (n=1,540), Malaria (n=932), B. diarrhea (n=288), ALRI <5 years (n=213), Typhoid (n=186), SARI (n=162), CL (n=130), S. Cholera (n=65) and Pertussis (n=31) remained at maximum.
- District Gwadar reported cases of ILI, AD (Non Cholera) & Malaria.
- District Kech reported maximum cases of ILI, AD (Non-Cholera) & Malaria.
- District Khuzdar reported maximum cases of ILI, AD (Non-Cholera) & Malaria.
- District Killa Abdullah reported maximum cases of ILI & AD (Non Cholera).
- District Lasbella reported maximum cases for Malaria, AD (Non-Cholera), ALRI <5 years & SARI.
- District Pishin reported more cases for ILI & AD (Non Cholera).
- District Quetta reported maximum cases for ILI & AD (Non-Cholera).
- Sibi reported maximum cases of ILI, AD (Non Cholera) & Malaria.
- VPD cases like Pertussis, Measles & Chickenpox have been regularly reported, and therefore, needs strengthening of routine immunization system.
- In comparison with last week, ILI cases have shown an upward trend while AD (Non Cholera) cases are declining. However, cases of Typhoid have shown a similar trend.

Figure 4: Most frequently reported cases during week 44, in comparison with previous weeks, Balochistan

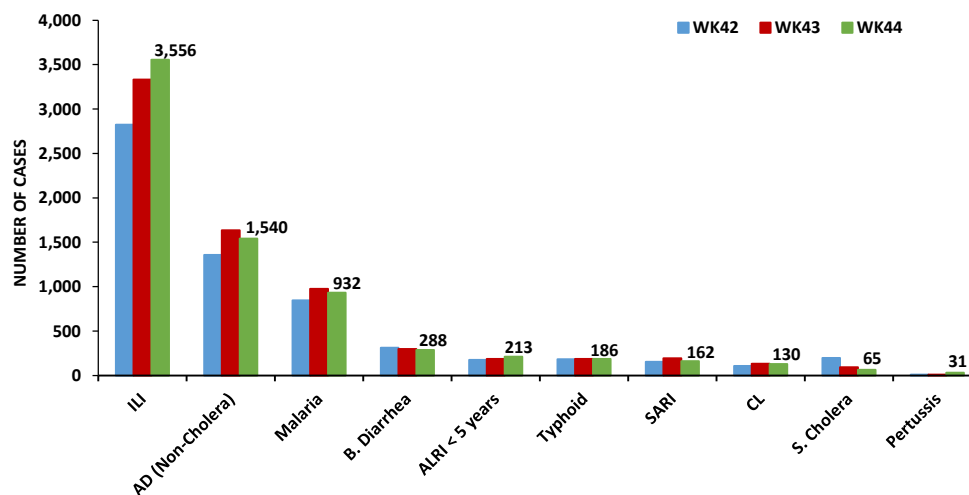
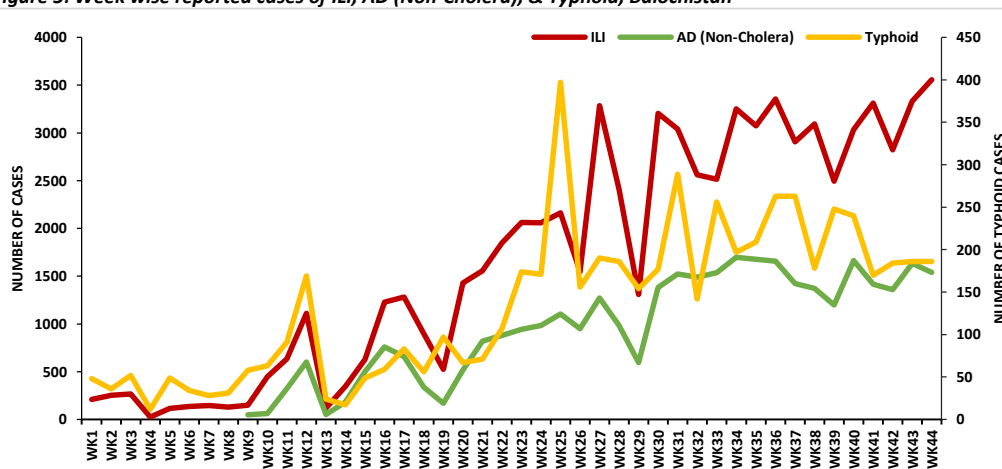


Table 3: District wise distribution of most frequently reported cases during week 44, Balochistan

| Diseases          | Gwadar | Kech Turbat | Khuzdar | Killa Abdullah | Lasbella | Pishin | Quetta | Sibi | Total |
|-------------------|--------|-------------|---------|----------------|----------|--------|--------|------|-------|
| ILI               | 786    | 1,199       | 148     | 330            | 24       | 138    | 558    | 373  | 3,556 |
| AD (Non-Cholera)  | 292    | 279         | 98      | 236            | 178      | 82     | 225    | 150  | 1,540 |
| Malaria           | 140    | 183         | 89      | 8              | 413      | 17     | 19     | 63   | 932   |
| B. Diarrhea       | 61     | 25          | 39      | 4              | 32       | 55     | 42     | 30   | 288   |
| ALRI < 5 years    | 16     | 38          | 11      | 0              | 105      | 22     | 0      | 21   | 213   |
| Typhoid           | 23     | 6           | 51      | 7              | 31       | 28     | 26     | 14   | 186   |
| SARI              | 0      | 50          | 25      | 0              | 81       | 0      | 0      | 6    | 162   |
| CL                | 0      | 0           | 6       | 53             | 26       | 8      | 34     | 3    | 130   |
| S. Cholera        | 12     | 0           | 0       | 0              | 23       | 2      | 15     | 13   | 65    |
| Pertussis         | 0      | 0           | 3       | 0              | 2        | 1      | 0      | 25   | 31    |
| Dengue            | 17     | 7           | 0       | 0              | 0        | 0      | 3      | 0    | 27    |
| Rabies / Dog bite | 0      | 0           | 15      | 2              | 7        | 1      | 0      | 1    | 26    |
| Gonorrhea         | 0      | 0           | 17      | 0              | 0        | 4      | 0      | 5    | 26    |
| Measles           | 0      | 0           | 9       | 4              | 8        | 1      | 0      | 1    | 23    |
| Chickenpox        | 0      | 0           | 1       | 0              | 0        | 0      | 7      | 2    | 10    |
| Chikungunya       | 0      | 0           | 0       | 0              | 0        | 0      | 0      | 3    | 3     |
| VL                | 0      | 0           | 0       | 1              | 0        | 0      | 0      | 0    | 1     |

Figure 5: Week wise reported cases of ILI, AD (Non-Cholera), & Typhoid, Balochistan



### Khyber Pakhtunkhwa (KP)

- KP reported cases of AD (Non Cholera) (n=4,856), ILI (n=3,708), ALRI <5 years (n=2762), SARI (n=1971), Malaria (n=1329), Typhoid (n=431), B. diarrhea (n=356), Rabies/Dog bite (n=315), Dengue (n=244) & suspected Cholera (n=151) at maximum.
- District Abbottabad reported maximum cases of AD (Non-Cholera) & SARI.
- District Charsadda reported maximum cases of AD (Non-Cholera), Malaria, Typhoid & SARI.
- District Haripur reported maximum cases of ILI, AD (Non-Cholera), Dengue, ALRI <5 years & Malaria.
- District Kohat reported maximum cases of AD (Non Cholera), ILI, Malaria & SARI.
- District Lakki Marwat reported maximum cases of Malaria, AD (Non-Cholera), ALRI <5 years & ILI.
- District Malakand reported maximum cases of AD (Non Cholera), ILI, Malaria, SARI & ALRI <5 years.
- District Swabi reported maximum cases of SARI, AD (Non Cholera), ILI, Rabies, ALRI <5 years & Malaria.
- District Swat reported maximum cases of ALRI <5 years, ILI, AD (Non Cholera) & SARI.
- Weekly cases of ILI have shown an increase in trend this week while Typhoid & Dengue cases have downward decline as compared to the last week i.e. week 43.
- Cases of Measles, Mumps, Pertussis & Chickenpox have been reported demanding vigilant action to reduce burden of VPDs.
- Cases of AFP from Lakki Marwat need verification and further workup accordingly.
- Despite the fact that weather is changing, cases of Typhoid are regularly reported from all reporting districts of KP. A Multisector coordinated approach is required to address this issue.

Figure 6: Most frequently reported cases during week 44, in comparison with previous weeks, KP

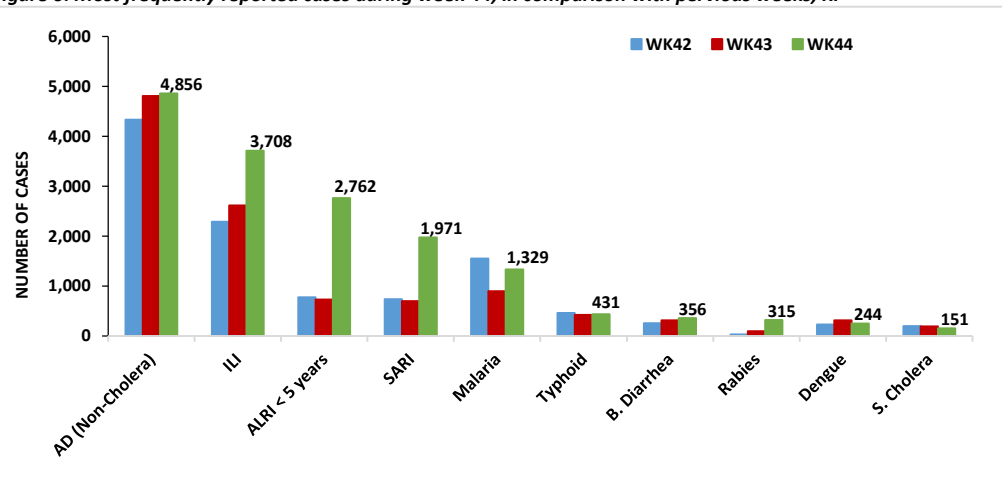
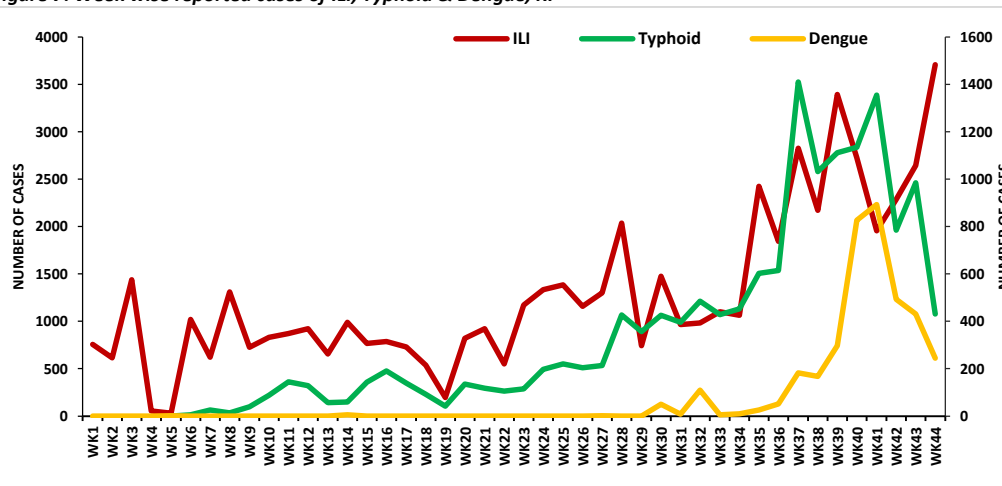


Table 4: District wise distribution of most frequently reported cases during week 44, KP

| Diseases          | Abbottabad | Charsadda | Haripur | Kohat | Lakki Marwat | Malakand | Swabi | Swat  |
|-------------------|------------|-----------|---------|-------|--------------|----------|-------|-------|
| AD (Non-Cholera)  | 400        | 482       | 931     | 412   | 328          | 1,203    | 620   | 480   |
| ILI               | 0          | 34        | 1,341   | 378   | 127          | 548      | 570   | 710   |
| ALRI < 5 years    | 21         | 5         | 104     | 77    | 200          | 116      | 176   | 2,063 |
| SARI              | 45         | 90        | 74      | 141   | 13           | 143      | 1,230 | 235   |
| Malaria           | 0          | 117       | 97      | 196   | 612          | 160      | 103   | 44    |
| Typhoid           | 18         | 91        | 85      | 38    | 63           | 29       | 54    | 53    |
| B. Diarrhea       | 3          | 28        | 42      | 46    | 33           | 88       | 87    | 29    |
| Rabies / Dog bite | 6          | 0         | 0       | 29    | 17           | 0        | 254   | 9     |
| Dengue            | 0          | 0         | 170     | 5     | 3            | 3        | 63    | 0     |
| S. Cholera        | 5          | 1         | 53      | 16    | 2            | 10       | 9     | 55    |
| AVH (A & E)       | 0          | 0         | 17      | 2     | 0            | 22       | 27    | 0     |
| Pertussis         | 0          | 0         | 0       | 2     | 45           | 0        | 5     | 0     |
| Chickenpox        | 0          | 0         | 3       | 0     | 1            | 38       | 6     | 0     |
| VH (B, C & D)     | 0          | 0         | 0       | 0     | 4            | 0        | 33    | 0     |
| Mumps             | 0          | 0         | 4       | 0     | 21           | 9        | 2     | 0     |
| Measles           | 0          | 0         | 15      | 1     | 1            | 9        | 2     | 5     |
| AFP               | 0          | 0         | 0       | 0     | 3            | 0        | 0     | 0     |
| VL                | 0          | 0         | 0       | 0     | 0            | 1        | 0     | 0     |

Figure 7: Week wise reported cases of ILI, Typhoid & Dengue, KP



### Islamabad (ICT)

- From ICT, the most frequent reported diseases were ALRI <5 years (n=230), ILI (n=199), AD (Non-Cholera) (n=192), SARI (n=166), Malaria (n=10), Typhoid (n=08), Chickenpox (n=05), B. diarrhea (n=04,) & Measles (n=02).
- During this week, a decrease in trend was observed for cases of ILI & AD (Non Cholera) as compared to previous week i.e. week 43.

(Note: ICT started reporting data on new format; therefore, data before week-26 is not shown in trend graph).

Figure 8: Most frequently reported cases during week 44, in comparison with pervious weeks, ICT

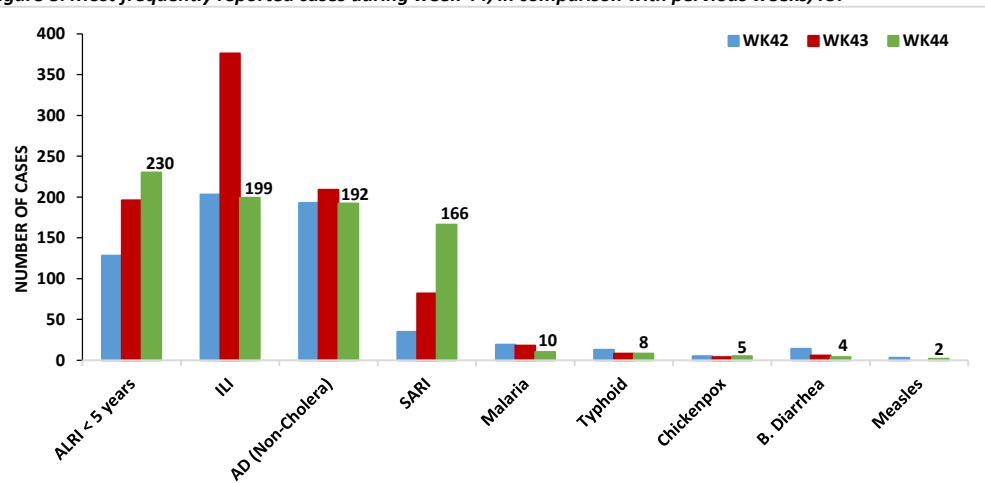


Figure 9: Week wise reported cases of ILI and AD (Non cholera), ICT

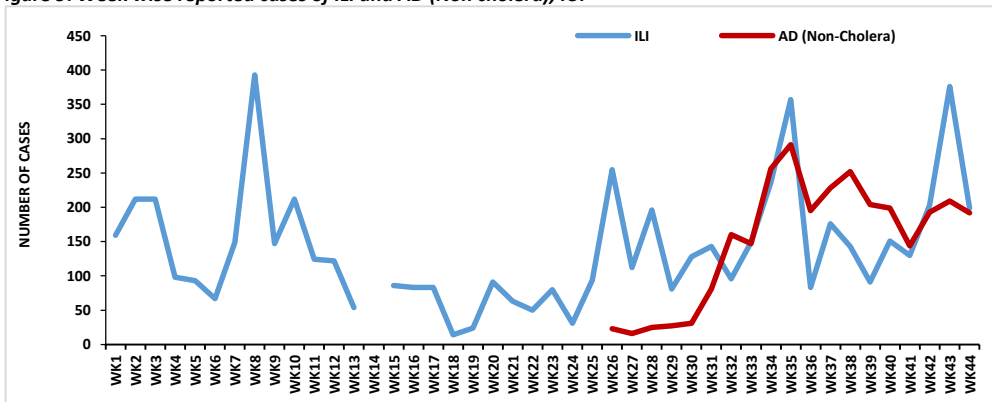


Figure 10: Most frequently reported cases during week 44, in comparison with pervious weeks, GB

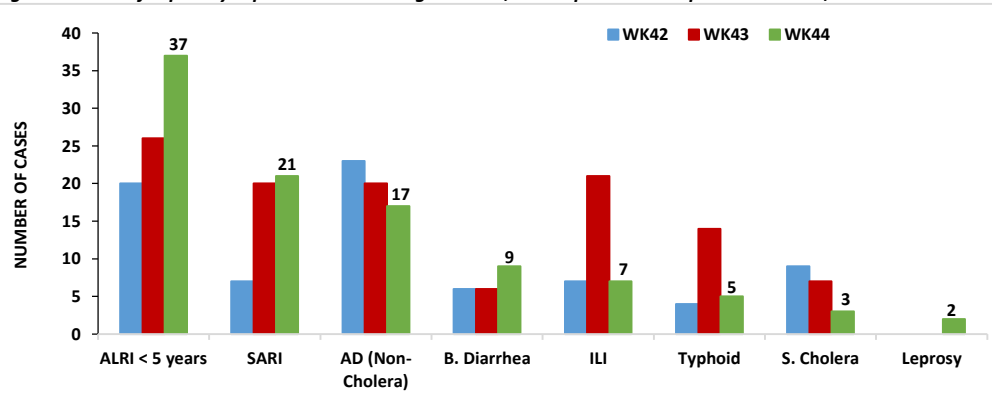
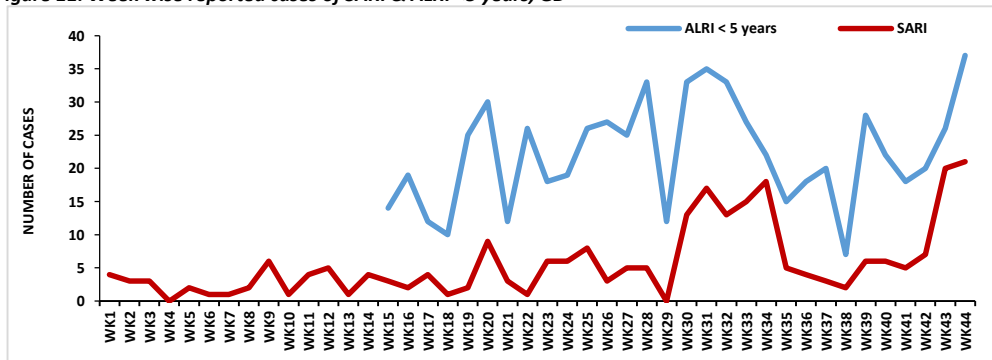


Figure 11: Week wise reported cases of SARI & ALRI <5 years, GB



### Gilgit Baltistan

- Gilgit-Baltistan reported cases of ALRI <5 years (n=37), SARI (n=21), AD (Non-Cholera) (n=17), B. diarrhea (n=09), ILI (n=07), Typhoid (n=05), suspected Cholera (n=03) & Leprosy (n=02) this week.
- Weekly trend for cases of ALRI <5 years & SARI depicted an upward trend as compared to previous week i.e. Week-43.

(Note: GB started reporting data on new format, therefore, data before week-15 is not shown in trend graph)

### Azad Jammu & Kashmir

- From AJK, Mirpur reported AD (Non-Cholera) cases showing a downward trend whereas ILI cases are increasing as compared to previous week.

### IDSR Participating Districts

- This week hundred percent (%) data was reported from districts Haripur, Lakki Marwat, Islamabad (ICT & CDA), Killa Abdullah, Lasbella, Sibi & Tharparkar.
- This week, Zhob & Qamber have not uploaded their weekly data.

Figure 12: Week wise reported cases of AD (Non-Cholera) & ILI, AJK

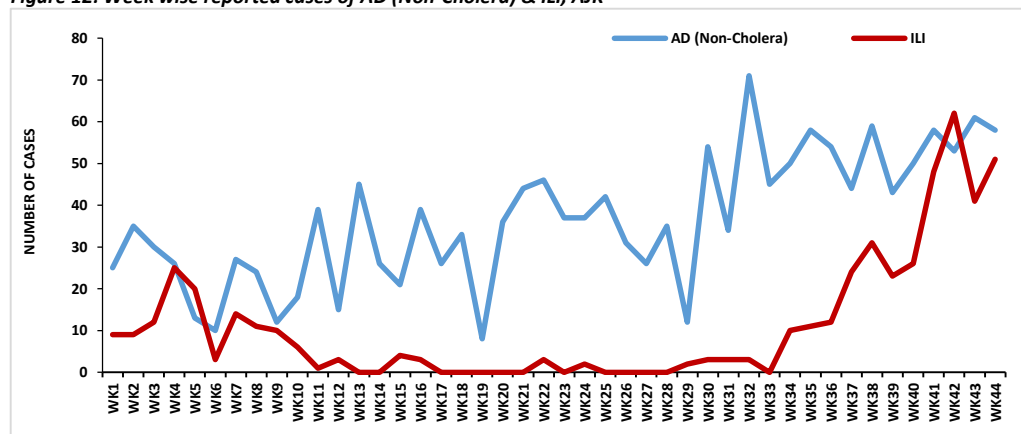


Table 5: IDSR reporting districts

| Province                    | Districts        | Total Number of Reporting Sites (ARS/Total) | Total Number of Sites that Reported (%) |
|-----------------------------|------------------|---|---|
| Khyber Pakhtunkhwa          | Haripur          | 69/69                                       | 69(100%)                                |
|                             | Kohat            | 59/59                                       | 58(99%)                                 |
|                             | Abbottabad       | 110/110                                     | 90(82%)                                 |
|                             | Charsadda        | 61/61                                       | 51(84%)                                 |
|                             | Lakki Marwat     | 48/48                                       | 48(100%)                                |
|                             | Swat             | 77/77                                       | 36 (47%)                                |
|                             | Malakand         | 78/78                                       | 36(47%)                                 |
|                             | Swabi            | 63/63                                       | 58(92%)                                 |
| Azad Jammu Kashmir          | Mirpur           | 37/37                                       | 33(78%)                                 |
| Islamabad Capital Territory | ICT              | 18/18                                       | 18(100%)                                |
|                             | CDA              | 5/12  | 5(100%)                                 |
| Balochistan                 | Gwadar           | 24/24                                       | 21 (88%)                                |
|                             | Kech             | 42/78                                       | 24 (58%)                                |
|                             | Khuzdar          | 19/136                                      | 18 (95%)                                |
|                             | Killa Abdullah   | 24/50                                       | 24 (100%)                               |
|                             | Lasbella         | 83/83                                       | 83 (100%)                               |
|                             | Pishin           | 23/118                                      | 18 (79%)                                |
|                             | Quetta           | 22/77                                       | 20 (91%)                                |
|                             | Sibi             | 42/42                                       | 42 (100%)                               |
|                             | Zohb             | 37/37                                       | 0                                       |
| Gilgit Baltistan            | Hunza            | 30/30                                       | 28(94%)                                 |
|                             | Nagar            | 10/22                                       | 02(20%)                                 |
| Sindh                       | Hyderabad        | 63/63                                       | 54 (85%)                                |
|                             | Karachi-East     | 14/14                                       | 13(92%)                                 |
|                             | Karachi-Malir    | 43/43                                       | 34 (79%)                                |
|                             | Ghotki           | 58/58                                       | 09 (16%)                                |
|                             | Umerkot          | 30/118                                      | 05 (17%)                                |
|                             | Naushahro Feroze | 52/52                                       | 30 (58%)                                |
|                             | Tharparkar       | 85/236                                      | 85 (100%)                               |
|                             | Shikarpur        | 32/32                                       | 05 (16%)                                |
|                             | Thatta           | 27/50                                       | 02 (7%)                                 |
|                             | Larkana          | 149/149                                     | 06 (3%)                                 |
|                             | Qamber           | 101/101                                     | 0                                       |

\*percentage = {Sites Reported data/Agreed Reporting Sites (ARS)}\*100